

# MODUS Light acoustic panels



## FEATURES

- Lightweight panels;
- Acoustic foam A and C class sound absorber (according to DIN EN ISO 354 standard);
- Wide choice of colours and upholstery materials;
- Wide range of fixing possibilities;
- According to the need, the client can replace the fabric.

## TECHNICAL INFORMATION

### Wall and ceiling acoustic panel composition

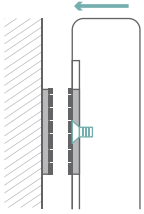
- Acoustic foam glued to white painted HDF-3 mm;
- Upholstered using Velcro straps.

### Acoustic panel composition for “Armstrong” ceiling from 600x600 mm modules

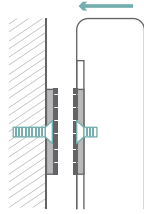
- Acoustic foam glued to white painted HDF-3 mm;
- Upholstered using Velcro straps;
- Zinc metal strip suspension for “Armstrong” type ceiling.

## Fixing

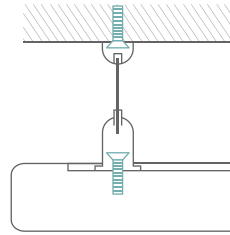
- Adhesive fittings for wall or ceiling (glass / plastic / metal / ceramics / varnished surfaces)\*;



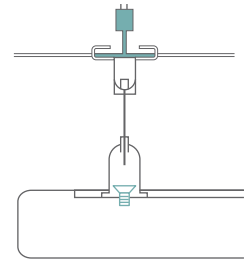
- Screwed fittings for wall or ceiling (masonry / wood / gypsum);



- Wire rope 50-1200 mm for ceiling (masonry / wood / gypsum);



- Wire rope 50-1200 mm for ceiling (Armstrong profile T24).



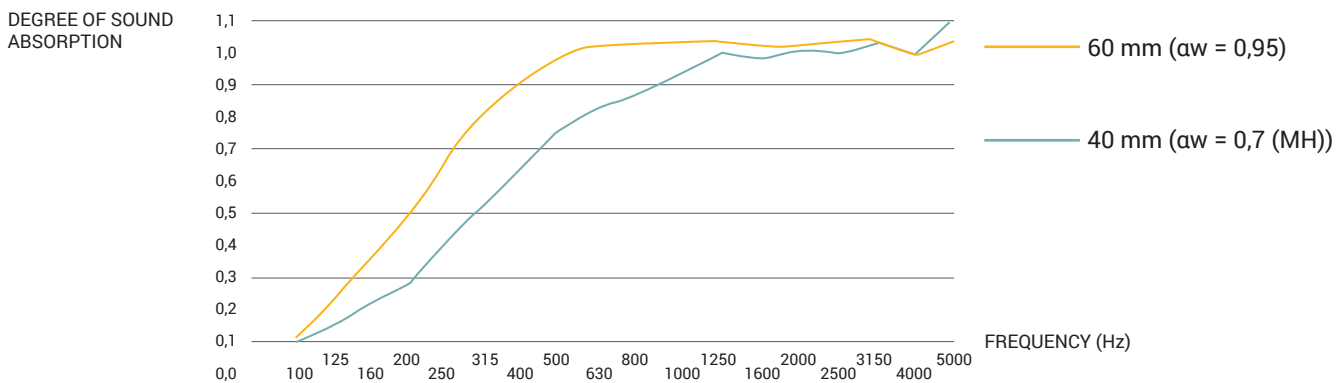
After acoustic panel is installed there will be a gap of 10 mm panel and wall.

\* The adhesive must flow onto the surface and create full surface contact. The surface to be bond must be free of grease, loose particles and moisture. Since the glue has bond with the surface it is recommended not to put a weight on before 30 minutes (even better 2 hours).

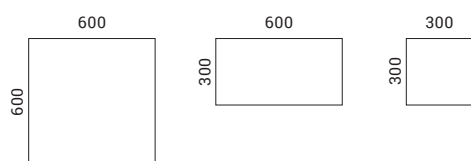
## PRACTICAL SOUND ABSORPTION

- 68 mm thickness class A sound absorber
- 48 mm thickness class C sound absorber

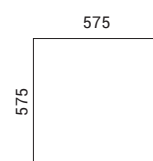
### Sound absorption of the acoustic foam in accordance with DIN EN ISO 354 standard



## RANGE



Wall and ceiling acoustic panels, H=48/68 mm



Acoustic panel composition for "Armstrong" ceiling from 600x600 mm modules, H=48/68 mm

# MODUS acoustic panels



## FEATURES


- The possibility to choose from various types of sizes, heights and orientation (horizontal, vertical)
- Different fabric colours in panel combinations
- 2 colour fabric combinations in vertical panels
- Certified sound absorption – class C
- Light weight construction

## QUALITY STANDARD

- LST EN ISO 354:2004
- LST EN ISO 11654:1998

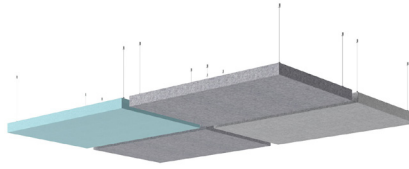
## TECHNICAL INFORMATION

### Double-sided ceiling panels



- Frames made of 18 mm plywood;
- 20 mm acoustic foam;
- 10 mm foam HR3030;
- Covered with 3 mm foam VB2240;
- Upholstered with fabric.

### One-sided ceiling panels and one-sided wall panels



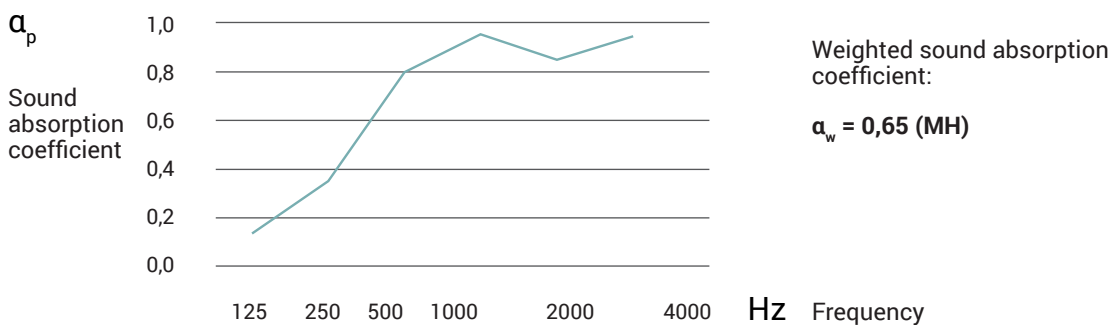
- Frames made of 30 mm plywood;
- Covered with 3 mm foam VB2240;
- 20 mm acoustic foam;
- Upholstered with fabric;
- Spunbond.

### Fittings

- Drilled to the wall fittings;
- Adhesive fittings (for glass or quick assembly);
- Connection components for the panels of the same length;
- Ceiling panels suspension set (50-3000 mm);
- Double-sided (vertical) panels suspension set (50-3000 mm);

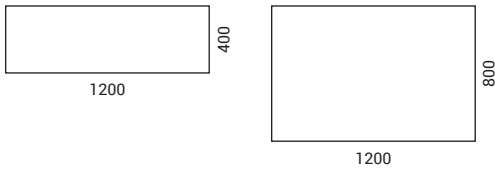
## PRACTICAL SOUND ABSORPTION

Rating of sound absorption, calculated in accordance with LST EN ISO 11654:1998

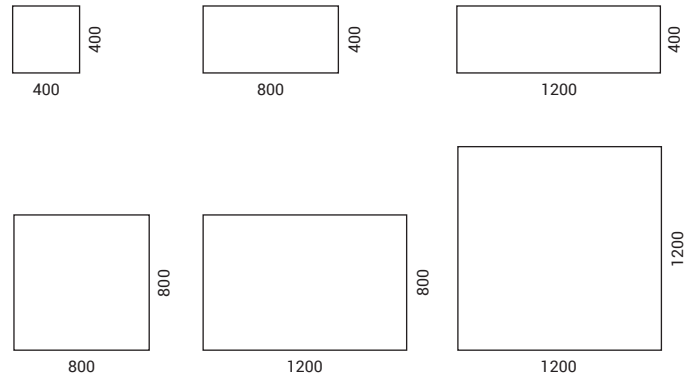


# RANGE

Suspended vertical ceiling panels (double-sided), H=46 mm



Wall and horizontal ceiling panels, H=40 / 70 mm



## ! Please note when ordering:



### Suspensions for horizontal ceiling panels

- Can support a load of 5 kg per 1 piece.



### Adhesive fittings (G6F0327)

- Fixed on: glass, plastic, metal, ceramics, varnished surfaces\*.
- Unsuitable for connected compositions.
- Can support a load of 4 kg (1 kg per 1 piece).



### Set of drilled and adhesive fittings (G6F0326)

- Fixed on: all surfaces that can be drilled;
- Recommended load up to 20 kg.



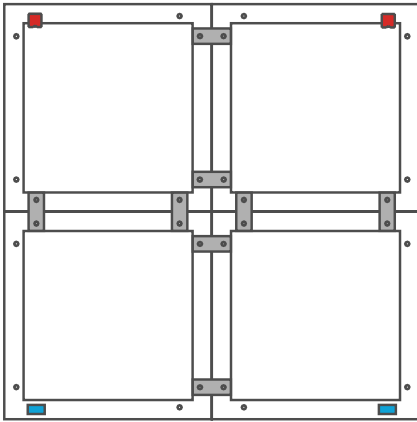
### Panel connection components (G6F0328)

- Used together with G6F0326;
- Panels connection components for the same length panels (2 pcs.);
- Recommended composition weight up to 20 kg or 4 panels.

\* The adhesive must flow onto the surface and create full surface contact. The surface to be bond must be free of grease, loose particles and moisture. Since the glue has bond with the surface it is recommended not to put a weight on before 30 minutes (even better 2 hours).

## ADDITIONAL INFORMATION

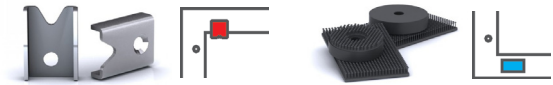
### Wall panels connection example with fittings



G4E0001(4) + G6F0326(1) +  
G6F0328(4)




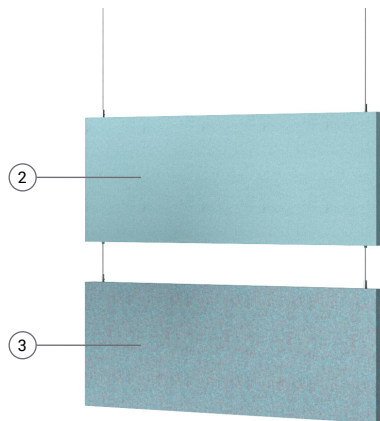

Connection components 2 pcs. (G6F0328)



Set of 2 pcs. drilled and 2 pcs. adhesive fittings (G6F0326)

### Guidelines for ordering a vertical double-sided panel

- For a single vertical panel, order – G4E0043 or G4E0045;
- For two vertical panels, order – 1 pc. of G4E0043 or G4E0045, 1 pc. of G4E0044 or G4E0046;
- For three vertical panels, order – 1 pc. of G4E0043, 2 pcs. of G4E0044;
- Combination should not exceed maximum allowable load (10 kg).



① G4E0043 or G4E0045

② G4E0044 or G4E0046

④ G4E0044

③ G4E0043 or G4E0045

⑤ G4E0044

⑥ G4E0043

! Please note that for the bottom panel (single or the one in two-panels or three-panels combination) the code ends with an "A".